

DIEPA MX4

- ★ Non - rotation resistant
- ★ Non - compacted outer strands
- ★ With or without plastic component
- ★ Optimised for longevit

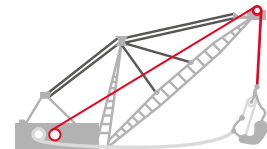
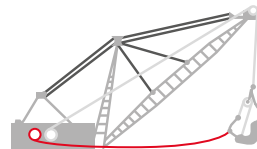
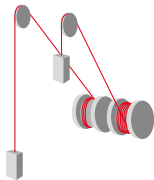
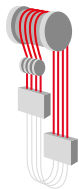
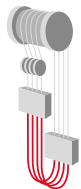
Applications:

In drum wells, it is used as balance rope and hoisting rope. In surface mining, Dragline cover is used as hoist and drag rope in excavation machines. It is used as hoist rope in electric excavator machines.



GENERAL VIEW

Category No RCN	Diameter Range (mm)	Number of Outer Strands	Number of Wires in Outer Strands	Average Fill Factor	Average Spin Factor
06	12 - 49	8	152	0.6226	0.8450
13	50 - 69	8	288		
13	70 - 100	8	328		




DIEPA MX SERİSİ

Rope Diameter		DIEPA MX4			DIEPA MX5			DIEPA MX6		
		Minimum Breaking Force 1960 N/mm ²		Weight	Minimum Breaking Force 1960 N/mm ²		Weight	Minimum Breaking Force 1960 N/mm ²		Weight
(mm)	(inch)	(kN)	(lbs)	(kg/100 m)	(kN)	(lbs)	(kg/100 m)	(kN)	(lbs)	(kg/100 m)
12		117,0	26.100,0	65,00	128,0	28.400	68,00	132,0	29.600,0	72,00
	1/2	131,0	29.200,0	73,00	143,0	31.900	76,00	148,0	33.200,0	81,00
13		137,0	30.600,0	76,00	150,0	33.400	80,00	155,0	34.900,0	85,00
14		159,0	35.500,0	88,00	173,0	38.800	93,00	180,0	40.400,0	98,00
	9/16	166,0	37.000,0	92,00	180,0	40.300	97,00	187,0	42.000,0	102,0
15		183,0	40.800,0	101,0	199,0	44.600	106,0	207,0	46.400,0	113,0
	5/8	204,0	45.700,0	113,0	223,0	49.900	119,0	231,0	51.900,0	126,0
16		207,0	46.400,0	115,0	226,0	50.600	121,0	235,0	52.900,0	128,0
17		234,0	52.500,0	130,0	255,0	57.200	137,0	265,0	59.700,0	145,0
18		263,0	58.800,0	146,0	286,0	64.200	153,0	297,0	66.800,0	163,0
19		292,0	65.600,0	162,0	319,0	71.500	171,0	332,0	74.600,0	181,0
	3/4	294,0	65.900,0	163,0	320,0	71.900	172,0	333,0	75.000,0	182,0
20		324,0	72.700,0	180,0	354,0	79.300	189,0	367,0	82.500,0	201,0
21		357,0	80.100,0	198,0	389,0	87.400	209,0	405,0	91.000,0	221,0
22		392,0	87.900,0	218,0	428,0	95.900	229,0	444,0	99.900,0	243,0
	7/8	400,0	89.800,0	222,0	436,0	98.000	234,0	454,0	102.000	248,0
23		428,0	96.100,0	238,0	468,0	104.800	250,0	486,0	109.200	265,0
24		466,0	104.700	259,0	509,0	114.200	272,0	529,0	119.000	289,0
25		506,0	113.600	281,0	552,0	124.000	296,0	574,0	129.100	314,0
	1	522,0	117.200	290,0	570,0	128.000	305,0	592,0	133.200	324,0
26		548,0	122.900	304,0	597,0	134.100	320,0	621,0	139.600	339,0
27		591,0	132.500	328,0	643,0	144.500	345,0	669,0	150.600	366,0
28		635,0	142.600	353,0	693,0	155.500	371,0	720,0	161.900	393,0
	1 1/8	662,0	148.500	367,0	721,0	162.000	386,0	749,0	168.500	410,0
29		681,0	152.900	378,0	743,0	166.800	398,0	772,0	173.700	422,0
30		729,0	163.700	405,0	795,0	178.500	426,0	827,0	185.900	452,0
31		778,0	174.800	432,0	849,0	190.600	454,0	882,0	198.400	482,0
	1 1/4	816,0	183.300	453,0	890,0	200.000	477,0	926,0	208.300	506,0
32		829,0	186.200	460,0	904,0	203.100	484,0	940,0	211.500	514,0
33		882,0	198.100	490,0	962,0	216.000	515,0	1.000	224.900	547,0
34		936,0	210.400	520,0	1.021	229.400	547,0	1.061	238.700	580,0
	1 3/8	988,0	221.800	548,0	1.077	242.000	577,0	1.120	252.000	612,0
35		992,0	222.900	551,0	1.082	243.100	579,0	1.125	253.000	615,0
36		1.049	235.700	583,0	1.145	257.200	613,0	1.189	267.700	650,0
37		1.109	249.100	616,0	1.210	271.700	647,0	1.257	282.800	687,0
38		1.169	262.700	649,0	1.275	286.600	683,0	1.326	298.200	725,0
	1 1/2	1.175	264.100	653,0	1.282	288.000	687,0	1.333	300.000	729,0
39		1.232	276.800	684,0	1.343	301.800	719,0	1.396	314.100	763,0
40		1.295	291.100	719,0	1.414	317.400	757,0	1.469	330.600	803,0



DIEPA MX SERİSİ

Rope Diameter		DIEPA MX4			DIEPA MX5			DIEPA MX6		
		Minimum Breaking Force 1960 N/mm ²		Weight	Minimum Breaking Force 1960 N/mm ²		Weight	Minimum Breaking Force 1960 N/mm ²		Weight
(mm)	(inch)	(kN)	(lbs)	(kg/100 m)	(kN)	(lbs)	(kg/100 m)	(kN)	(lbs)	(kg/100 m)
41		1.361	305.800	756,0	1.485	333.600	795,0	1.543	347.200	844,0
	1 5/8	1.380	310.000	766,0	1.505	338.000	806,0	1.564	351.900	855,0
42		1.429	321.000	793,0	1.558	350.000	834,0	1.620	364.400	885,0
43		1.497	336.400	831,0	1.633	366.900	874,0	1.698	382.000	928,0
44		1.567	352.200	870,0	1.710	384.200	916,0	1.777	400.000	972,0
	1 3/4	1.600	359.500	888,0	1.745	392.100	934,0	1.814	408.100	992,0
45		1.640	368.500	910,0	1.788	401.900	958,0	1.859	418.400	1.016
46		1.714	385.000	951,0	1.869	419.900	1.001	1.943	437.300	1.062
47		1.789	401.900	993,0	1.951	438.400	1.045	2.028	456.300	1.109
	1 7/8	1.837	412.700	1.020	2.003	450.100	1.073	2.082	468.600	1.138
48		1.866	419.200	1.036	2.035	457.200	1.090	2.115	476.000	1.156
49		1.944	436.900	1.080	2.121	476.500	1.136	2.204	496.100	1.205
50		2.025	454.900	1.124	2.208	496.200	1.182	2.295	516.500	1.255
	2	2.090	469.600	1.160	2.279	512.200	1.220	2.370	533.300	1.295
51		2.107	473.300	1.169	2.298	516.200	1.230	2.388	537.500	1.305
52		2.190	492.000	1.216	2.389	536.600	1.279	2.482	558.600	1.357
53		2.275	511.200	1.263	2.481	557.500	1.328	2.579	580.300	1.410
	2 1/8	2.359	530.200	1.310	2.573	578.100	1.378	2.675	601.900	1.462
54		2.362	530.600	1.311	2.576	578.700	1.379	2.677	602.500	1.463
55		2.450	550.500	1.360	2.672	600.300	1.431	2.777	625.000	1.518
56		2.540	570.700,0	1.410	2.770	622.400,0	1.483	2.880	648.000,0	1.574
57		2.631	591.200,0	1.461	2.870	644.800,0	1.537	2.983	671.300,0	1.631
	2 1/4	2.645	594.400,0	1.469	2.885	648.200,0	1.545	2.999	674.900,0	1.639
58		2.724	612.200,0	1.513	2.971	667.600,0	1.591	3.089	695.100,0	1.688
59		2.819	633.400,0	1.565	3.074	690.800,0	1.646	3.196	719.300,0	1.747
60		2.915	655.200,0	1.619	3.180	714.500,0	1.703	3.305	743.900,0	1.807
	2 3/8	2.947	662.300,0	1.636	3.214	722.200,0	1.721	3.341	751.800,0	1.826
61		3.013	677.200,0	1.673	3.286	738.500,0	1.760	3.416	768.800,0	1.867
62		3.113	699.500,0	1.728	3.395	762.900,0	1.818	3.529	794.200,0	1.929
63		3.214	722.300,0	1.785	3.505	787.700,0	1.877	3.644	820.000,0	1.992
	2 1/2	3.266	733.800,0	1.813	3.562	800.300,0	1.907	3.702	833.100,0	2.024
64		3.317	745.400,0	1.842	3.618	812.900,0	1.937	3.761	846.300,0	2.056
65		3.421	768.900,0	1.900	3.732	838.600,0	1.998	3.879	873.000,0	2.120
66		3.528	792.800,0	1.959	3.847	864.600,0	2.060	3.999	900.100,0	2.186
	2 5/8	3.601	809.000,0	1.999	3.926	882.400,0	2.102	4.082	918.600,0	2.231
67		3.635	817.000,0	2.018	3.964	891.000,0	2.123	4.121	927.500,0	2.253
68		3.745	841.600,0	2.079	4.084	917.800,0	2.187	4.245	955.500,0	2.321
69		3.856	866.500,0	2.141	4.205	945.000,0	2.252	4.371	983.800,0	2.389
	2 3/4	3.951	888.000,0	2.194	4.310	968.400,0	2.307	4.480	1.008.200	2.449


DIEPA MX SERİSİ

Rope Diameter		DIEPA MX4			DIEPA MX5			DIEPA MX6		
		Minimum Breaking Force 1960 N/mm ²		Weight	Minimum Breaking Force 1960 N/mm ²		Weight	Minimum Breaking Force 1960 N/mm ²		Weight
(mm)	(inch)	(kN)	(lbs)	(kg/100 m)	(kN)	(lbs)	(kg/100 m)	(kN)	(lbs)	(kg/100 m)
70		3.968	891.800,0	2.203	4.328	972.500,0	2.317	4.499	1.012.600	2.459
71		4.082	917.400,0	2.267	4.452	1.000.600	2.384	4.628	1.041.600	2.530
72		4.198	943.500,0	2.331	4.579	1.029.000	2.452	4.759	1.071.100	2.602
73		4.315	969.900,0	2.396	4.706	1.057.700	2.520	4.892	1.101.000	2.674
	2 7/8	4.319	970.500,0	2.398	4.710	1.058.500	2.522	4.896	1.101.800	2.676
74		4.435	996.600,0	2.462	4.837	1.086.900	2.590	5.027	1.131.400	2.748
75		4.555	1.023.800	2.529	4.968	1.116.500	2.660	5.164	1.162.300	2.823
76		4.678	1.051.200	2.597	5.102	1.146.400	2.732	5.303	1.193.500	2.899
	3	4.702	1.056.800	2.611	5.128	1.152.500	2.746	5.331	1.199.700	2.914
77		4.801	1.079.000	2.666	5.237	1.176.800	2.804	5.443	1.225.100	2.976
78		4.927	1.107.300	2.736	5.374	1.207.600	2.877	5.586	1.257.200	3.053
79		5.054	1.135.900	2.806	5.512	1.238.700	2.952	5.730	1.289.500	3.132
	3 1/8	5.102	1.146.700	2.833	5.565	1.250.600	2.980	5.784	1.301.800	3.162
80		5.183	1.164.900	2.878	5.653	1.270.400	3.027	5.876	1.322.400	3.212
81		5.313	1.194.200	2.950	5.794	1.302.300	3.103	6.024	1.355.700	3.293
82		5.445	1.223.800	3.023	5.939	1.334.600	3.180	6.173	1.389.400	3.375
	3 1/4	5.519	1.240.200	3.064	6.019	1.352.600	3.223	6.256	1.408.000	3.420
83		5.580	1.253.800	3.097	6.084	1.367.400	3.258	6.324	1.423.400	3.457
84		5.715	1.284.300	3.173	6.232	1.400.500	3.337	6.478	1.458.000	3.541
85		5.852	1.314.900	3.249	6.381	1.434.200	3.417	6.633	1.493.000	3.626
	3 3/8	5.951	1.337.500	3.304	6.491	1.458.600	3.476	6.747	1.518.500	3.688
86		5.989	1.346.100	3.325	6.532	1.468.100	3.498	6.791	1.528.300	3.712
87		6.130	1.377.600	3.403	6.685	1.502.400	3.580	6.949	1.564.000	3.799
88		6.272	1.409.400	3.482	6.840	1.537.100	3.662	7.110	1.600.200	3.886
	3 1/2	6.401	1.438.500	3.553	6.980	1.568.800	3.738	7.256	1.633.100	3.966
89		6.415	1.441.700	3.561	6.996	1.572.300	3.746	7.272	1.636.700	3.975
90		6.560	1.474.300	3.642	7.154	1.607.800	3.831	7.437	1.673.700	4.065
91		6.707	1.507.300	3.723	7.314	1.643.800	3.916	7.603	1.711.100	4.156
92		6.855	1.540.600	3.806	7.476	1.680.100	4.003	7.771	1.749.000	4.248
	3 5/8	6.866	1.543.100	3.812	7.488	1.682.800	4.010	7.783	1.751.800	4.255
93		7.004	1.574.300	3.889	7.639	1.716.800	4.090	7.941	1.787.100	4.341
94		7.156	1.608.200	3.973	7.804	1.753.900	4.179	8.112	1.825.700	4.435
95		7.309	1.642.600	4.058	7.971	1.791.500	4.268	8.286	1.864.800	4.529
	3 3/4	7.347	1.651.200	4.079	8.013	1.800.900	4.291	8.329	1.874.700	4.553
96		7.464	1.677.400	4.144	8.140	1.829.400	4.359	8.461	1.904.400	4.625
97		7.620	1.712.500	4.231	8.310	1.867.700	4.450	8.639	1.944.300	4.722
98		7.778	1.748.000	4.318	8.482	1.906.400	4.542	8.817	1.984.500	4.820
	3 7/8	7.846	1.763.200	4.356	8.556	1.923.000	4.582	8.894	2.001.800	4.862
99		7.937	1.783.900	4.407	8.656	1.945.400	4.635	8.998	2.025.200	4.919
100		8.098	1.820.100	4.496	8.832	1.985.000	4.729	9.181	2.066.400	5.019